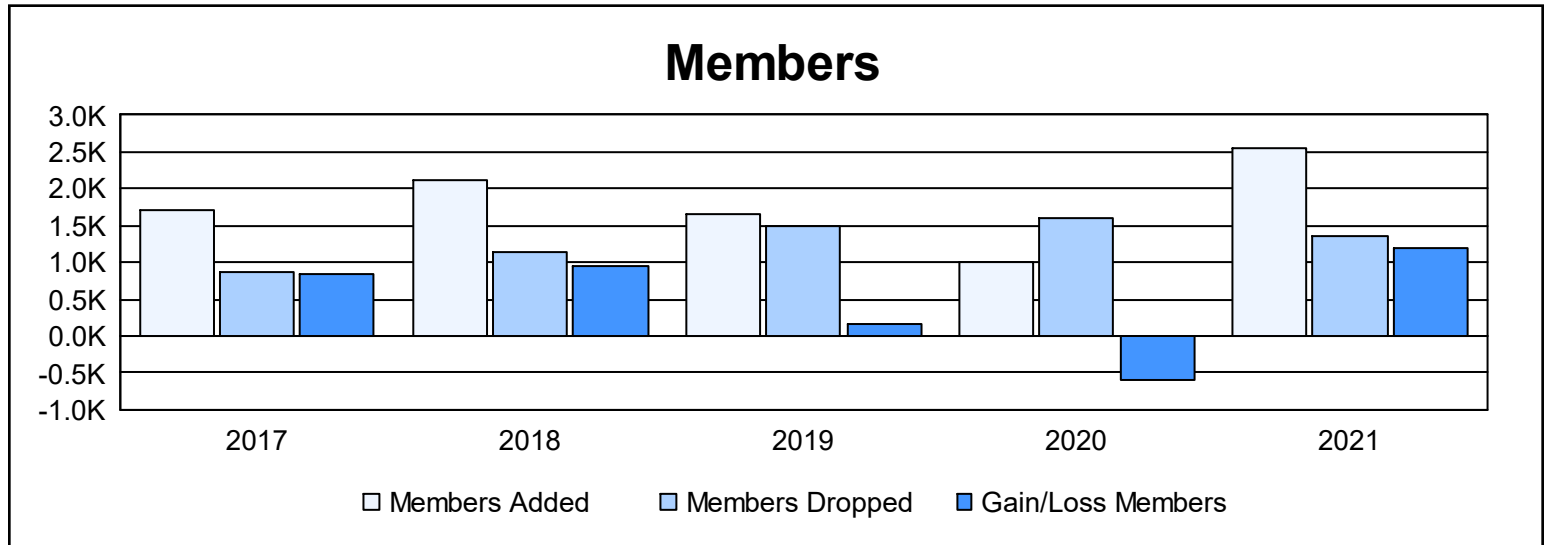
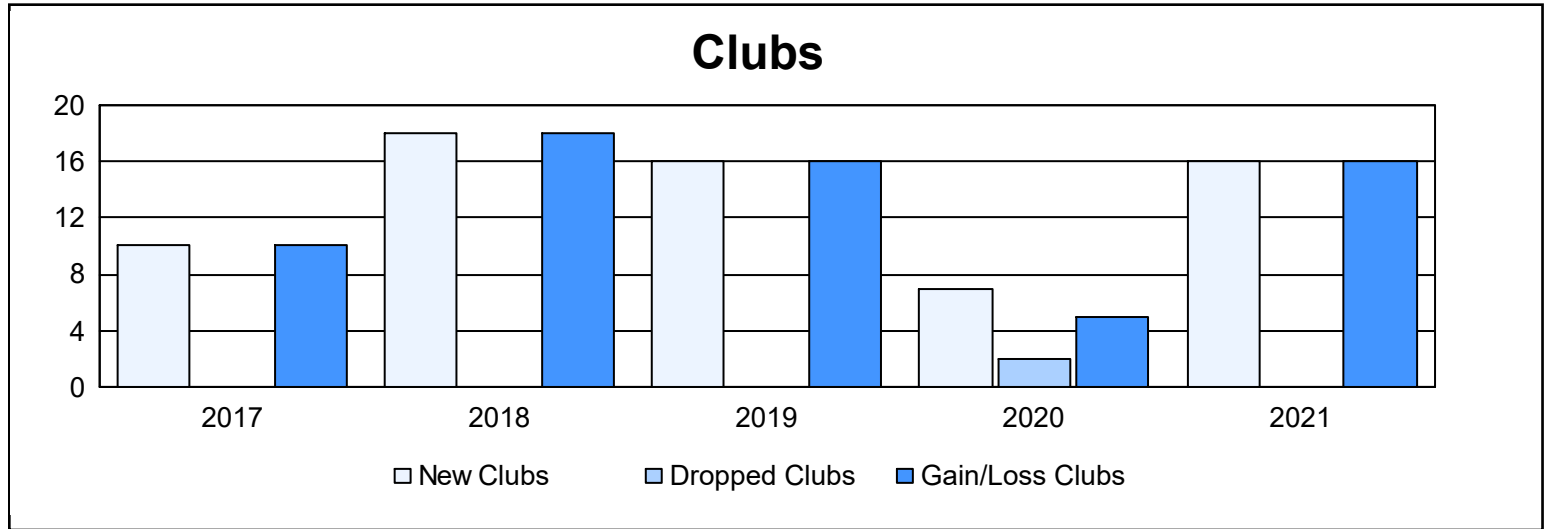
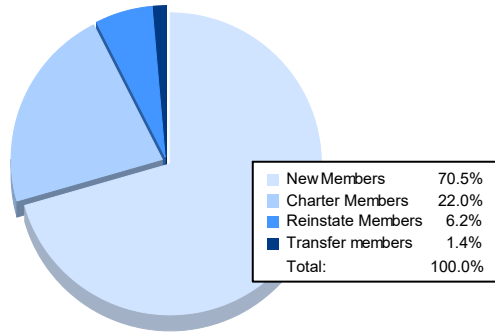


| Year           | New Clubs | Dropped Clubs | Gain/ Loss Clubs | New Members  | Charter Members | Reinstate Members | Transfer Members | Total Member Added | Total Members Dropped | Gain/ Loss Members |
|----------------|-----------|---------------|------------------|--------------|-----------------|-------------------|------------------|--------------------|-----------------------|--------------------|
| 2016-2017      | 10        | 0             | 10               | 1,224        | 431             | 40                | 16               | 1,711              | 878                   | 833                |
| 2017-2018      | 18        | 0             | 18               | 1,567        | 493             | 29                | 22               | 2,111              | 1,153                 | 958                |
| 2018-2019      | 16        | 0             | 16               | 836          | 651             | 157               | 9                | 1,653              | 1,495                 | 158                |
| 2019-2020      | 7         | 2             | 5                | 523          | 265             | 198               | 19               | 1,005              | 1,599                 | -594               |
| 2020-2021      | 16        | 0             | 16               | 1,804        | 562             | 158               | 36               | 2,560              | 1,358                 | 1,202              |
| <b>Average</b> | <b>13</b> | <b>0</b>      | <b>13</b>        | <b>1,191</b> | <b>480</b>      | <b>116</b>        | <b>20</b>        | <b>1,808</b>       | <b>1,297</b>          | <b>511</b>         |



### Membership Composition June 2021 Cumulative



### Gender Composition June 2021 Cumulative

